

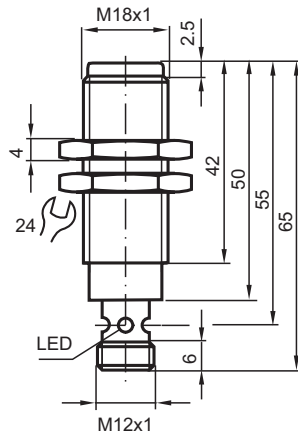
Inductive sensor

NMB10-18GM65-E2-C4-V1

- 10 mm flush
- Stainless steel sensing face
- Increased operating distance
- Weld Immune



Dimensions



Technical Data

General specifications			
Switching function			Normally open (NO)
Output type			PNP
Rated operating distance	s_n		10 mm
Installation			flush (Requirements: see drawing below)
Output polarity			DC
Assured operating distance	s_a		0 ... 8.1 mm
Actuating element			Ferrous and nonferrous targets
Reduction factor r_{Al}			0.4
Reduction factor r_{Cu}			0.25
Reduction factor r_{304}			0.85
Reduction factor r_{St37}			1
Output type			3-wire
Nominal ratings			
Operating voltage	U_B		10 ... 30 V DC
Switching frequency	f		1 Hz
Hysteresis	H		3 ... 15 typ. 5 %
Reverse polarity protection			reverse polarity protected
Short-circuit protection			pulsing

Release date: 2022-05-25 Date of issue: 2022-05-25 Filename: 913605_eng.pdf

Refer to "General Notes Relating to Pepperl+Fuchs Product Information".

Pepperl+Fuchs Group
www.pepperl-fuchs.com

USA: +1 330 486 0001
fa-info@us.pepperl-fuchs.com

Germany: +49 621 776 1111
fa-info@de.pepperl-fuchs.com

Singapore: +65 6779 9091
fa-info@sg.pepperl-fuchs.com

PF PEPPERL+FUCHS

Technical Data

Voltage drop	U_d	$\leq 2 \text{ V}$
Operating current	I_L	0 ... 200 mA
Current consumption		$\leq 10 \text{ mA}$
Off-state current	I_r	$\leq 10 \mu\text{A}$
No-load supply current	I_0	$\leq 15 \text{ mA}$
Operating voltage indicator		LED, green
Switching state indicator		Multihole-LED, yellow
Mag. Field strength, AC fields		250 mT
Mag. Field strength, DC fields		250 mT

Compliance with standards and directives

Standard conformity		
Standards		EN 60947-5-2:2007 IEC 60947-5-2:2007

Approvals and certificates

UL approval		cULus Listed, General Purpose
CSA approval		cCSAus Listed, General Purpose
CCC approval		CCC approval / marking not required for products rated $\leq 36 \text{ V}$

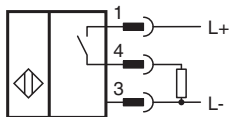
Ambient conditions

Ambient temperature		-25 ... 70 °C (-13 ... 158 °F)
---------------------	--	--------------------------------

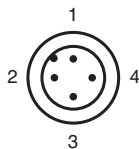
Mechanical specifications

Connection type		Connector plug M12 x 1 , 4-pin
Housing material		Xylan coated - Stainless steel 1.4305 / AISI 303
Sensing face		Xylan coated - Stainless steel 1.4305 / AISI 303
Degree of protection		IP67

Connection



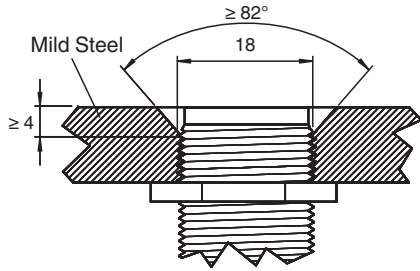
Connection Assignment



Wire colors in accordance with EN 60947-5-2

1	BN	(brown)
2	WH	(white)
3	BU	(blue)
4	BK	(black)

Mounting



Sensor face is flush with mounting surface.

Accessories

	<p>AB-18</p>	<p>Mounting aid</p>
	<p>V1-G-OR2M-POC</p>	<p>Female cordset single-ended M12 straight A-coded, 4-pin, POC cable welding-bead resistant orange, suitable for robotic applications, torsion resistant, oil resistant, molecularly cross-linked</p>

Release date: 2022-05-25 Date of issue: 2022-05-25 Filename: 913605_eng.pdf